

Grade 1

Jan-Moor
MC 2711

CD
INCLUDED

Grammar & Punctuation

GRADE

1

Correlated
to State
Standards

- 25 rule charts
- 3 practice pages for each rule
- CD-ROM
 - animated, colorful rule charts
 - printable practice pages
 - skills review and record sheet
- Answer key

Asking & Telling Sentences

Contractions

Compound Words

Verbs

Word Usage

Nouns

Grammar & ^{GRADE} 1 Punctuation

Provide regular practice with important grammar and punctuation rules and watch your students' writing improve! *Grammar and Punctuation, Grade 1* presents 25 grade-appropriate rules followed by three activity sheets for practicing each rule.

Contents

Rule 1	Sentences	3
Rule 2	Sentences	7
Rule 3	Telling Sentences	11
Rule 4	Asking Sentences	15
Rule 5	Pronoun I	19
Rule 6	Proper Nouns (People and Pets)	23
Rule 7	Proper Nouns (Places)	27
Rule 8	Proper Nouns (Days of Week)	31
Rule 9	Proper Nouns (Months)	35
Rule 10	Proper Nouns (Holidays)	39
Rule 11	Nouns	43
Rule 12	Verbs	47
Rule 13	Pronouns	51
Rule 14	Contractions	55
Rule 15	Contractions	59
Rule 16	Compound Words	63
Rule 17	Using I & Me	67
Rule 18	Using We & Us	71
Rule 19	Using They & Them	75
Rule 20	Plural Nouns (Add s)	79
Rule 21	Plural Nouns (Add es)	83
Rule 22	Using Is & Are	87
Rule 23	Possessives	91
Rule 24	Past Tense (Add ed)	95
Rule 25	Irregular Verbs	99
	Notes to the Teacher	103
	Grammar and Punctuation Review	104
	Student Record Sheet	107
	Answer Key	108

**Correlated
to State
Standards**

www.teaching-standards.com

Visit this site to view a correlation of this book's activities to your state's standards. This is a free service.



EMC 2711

Authors: Doug and
Shaman Wurst
Editor: Chyrl Light
Copy Editor: Heather Brashner
Illustrator: Jo Larsen
Designer: Keli Winters
Desktop: Michelle Tapola
Cover: Cheryl Puckett
CD-ROM
Development: Keli Winters, Tim Neece

**Congratulations on your purchase of some of
the finest teaching materials in the world.**

For information about other Evan-Moor products,
call 1-800-777-4362 or FAX 1-800-777-4332.

Visit our Web site www.evan-moor.com
for additional product information.

Entire contents ©2002 by EVAN-MOOR CORP.
18 Lower Ragsdale Drive, Monterey, CA 93940-5746.
Permission is hereby granted to the individual purchaser to
reproduce student materials in this book for noncommercial
individual or single classroom use only. Permission is not granted
for schoolwide, or systemwide, reproduction of materials.
Printed in U.S.A.

Copyrighted material

About the Book

The features of *Grammar and Punctuation, Grade 1* include:

25 Rule Charts

Reproduce these charts on overhead transparencies for ease of presentation.

Choose the rules and the order of use that are appropriate to the needs of your students.

Review the charts regularly.

3 Practice Pages for Each Rule

Use as many reproducible practice pages as appropriate for your students. These pages may be used with the whole class or as independent practice. You may wish to do a single practice page each time you review a rule.

Grammar and Punctuation Review

This four-page review provides a means of evaluating your students' acquisition of the grammar and punctuation skills presented. With young students, you may wish to use the review pages one at a time, perhaps using the entire review again at year-end.

Student Record Sheet

On the student record sheet, the grammar and punctuation skills are keyed to the practice pages and test items.

Answer Key

A complete answer key begins on page 108.



About the CD-ROM

Loading the Program

1

Put the CD in your CD drive. This CD-ROM contains both Windows and MacOS programs.

Your computer will recognize the correct program.

2


On some computers, the program will automatically start up. If the program does not start automatically:

Windows—go to *My Computer*, double click on the CD drive, then double click on *Begin.exe*.

MacOS—double click on the CD icon on your desktop, then double click on *Begin*.

3

After the program starts, you will arrive at the main menu.



Rule 1

A sentence has a whole thought.*

Sentence

The dog ran.

Bob hits the ball.

A green frog hopped
to the pond.

My book is about frogs
and toads.

Not a sentence

The dog.

Hits the ball.

Hopped to the pond.

My book.

*See Notes to the Teacher on page 103 for additional information.



Sentences

This One



Copyrighted Material

Is It a Sentence?

Circle the sentences.

1. I like to play.
2. I like.
3. Runs fast.
4. She runs fast.
5. Maria is happy.
6. Maria is.
7. Josh can jump.
8. Can jump.



Make a Sentence

Cut and paste to make a sentence.

1. Mark fed

paste

2. The dog chewed on

paste

3. Ten students got on

paste

4. Abby likes

paste

5. Everyone went

paste

6. Fred's frog

paste



his dog.

to read.

the bus.

outside to play.

jumped.

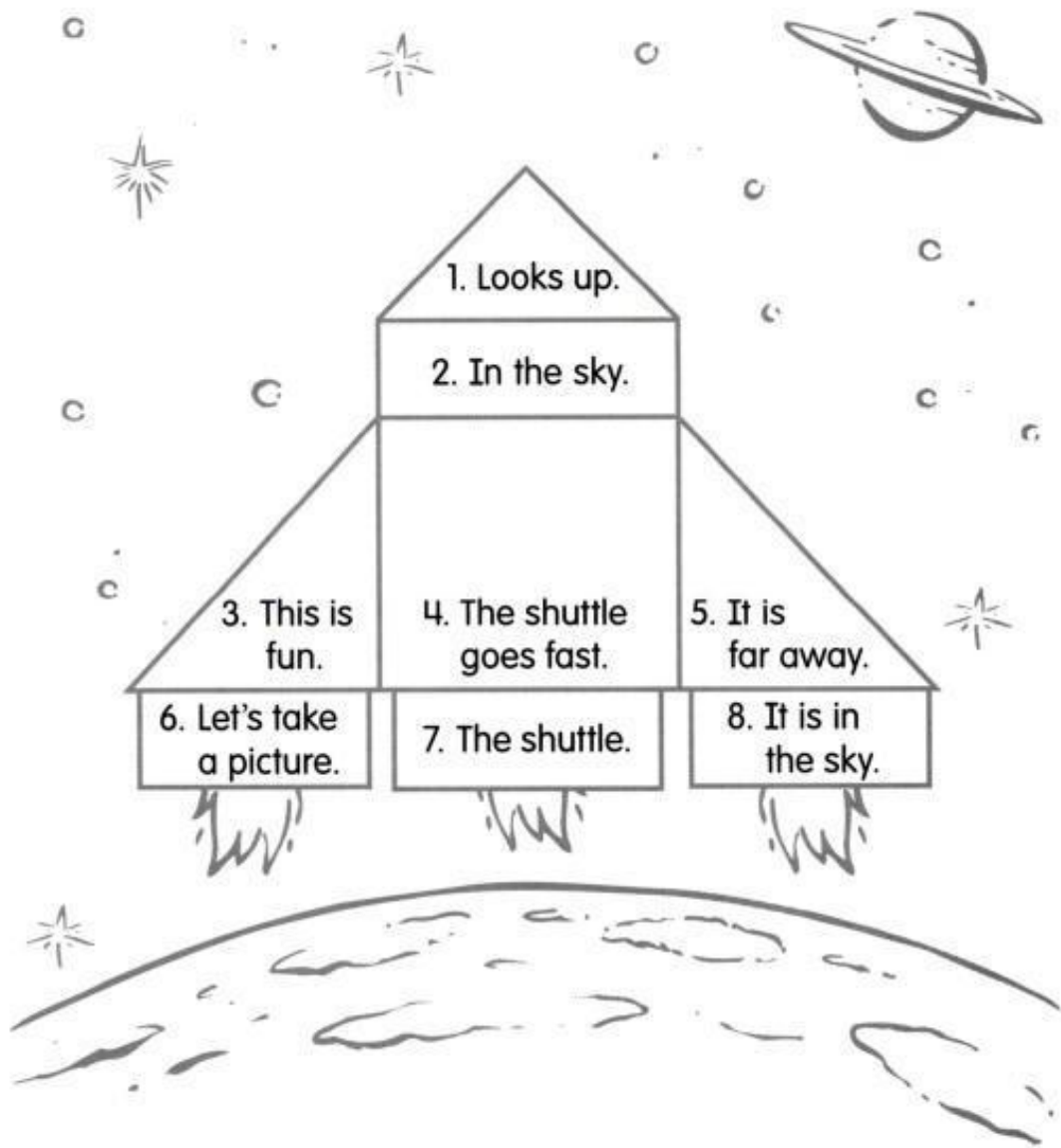
a bone.

Name _____

Find the Sentences

Rule
1

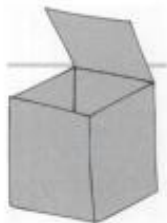
Color the sentences red.



**Rule
2**

A sentence begins with a capital letter.

The box is red.



Jan has a pet cat.



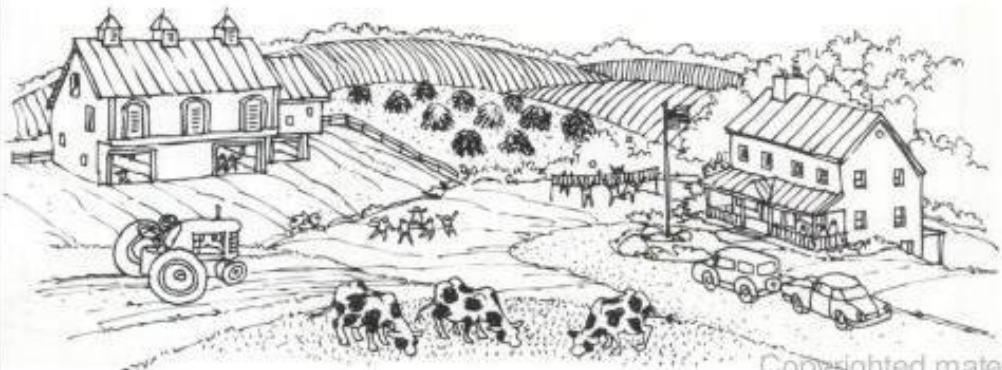
This flower is pretty.



A Good Beginning

Circle the sentences that begin with a capital letter. Fix the sentences that do **not** begin with a capital letter.




1. Mike fed the animals.
2. the cow is in the field.
3. ana likes horses.
4. The pigs are eating.
5. Chickens are running.
6. my cat is sleeping.
7. The dog is chasing a butterfly.
8. We named the goat Whiskers.



Capital Letters

Fix the words that need capital letters.

1. her rabbit is brown.
2. My rabbit has a white tail.
3. the rabbits are hopping.
4. Let's play with the rabbits.
5. look at his long ears.
6. he has a cute nose.
7. Sue feeds her rabbit.
8. we named the rabbit Fluffy.



Copyrighted material

Yes or No?

Does the sentence begin with a capital letter?

- | | | | |
|----|----------------------------------|-----|----|
| 1. | Let's make some cookies. | yes | no |
| 2. | we will need a bowl and a spoon. | yes | no |
| 3. | Measure one cup of sugar. | yes | no |
| 4. | Add an egg. | yes | no |
| 5. | mix it up. | yes | no |
| 6. | turn on the oven. | yes | no |
| 7. | Cut out cookie shapes. | yes | no |
| 8. | put them in the oven. | yes | no |



Copyrighted material

**Rule
3**

A sentence that tells something needs a period (.) at the end.

See the fat cat.



The bell rang.



Six children sang a song.



End with a Period

Find each sentence. Put a period at the end. Color the bone.



1. I have four legs

2. Run and play

3. My tail wags when
I am happy

4. A ball for me

5. Sometimes Spot

6. My name is Spot

Mixed-up Sentences


Unscramble the words. End each sentence with a period.

1. soccer plays Eric

2. to the zoo went I

3. Sam sunflowers planted

4. jump can rope They



Add the Ending

Fill in the blanks. End each sentence with a period.

school Sara ball sky bike bone flower wheels

1. He walked to _____
2. My dog eats a _____
3. They like to play _____
4. My friend's name is _____
5. She can ride a _____
6. The clouds are in the _____
7. My bike has two _____
8. Look at that pretty _____



Copyrighted material

**Rule
4**

A sentence that asks something needs a question mark (?) at the end.

Do you want a cookie?



Will you play with me?



Why are you crying?




Asking Sentences

Is It a Question?

End each asking sentence with a question mark. End each telling sentence with a period.

1. How many students are here today ?
2. There are 25 students here today
3. The rug is dirty
4. What happened to the rug
5. Did you make that model car
6. What color will you paint your car
7. Do we have any milk
8. I put milk on my cereal



Name _____

Asking or Telling?

Rule
4

Cut and group.

Asking Sentences

paste

paste

paste

Telling Sentences

paste

paste

paste

Do you have
a pet mouse?

I have a pet mouse.

We can play
a game.

Would you
like to play?

Is your name Mike?

Your name is Mike.



Asking Sentences

Add question marks at the end of sentences that ask something. Answer the questions with a telling sentence. Be sure to use a period after your answer.

1. How many sisters do you have ?

2. Your home has two floors

3. Do you have any pets

4. What is your favorite fruit



**Rule
5**

The word **I** is always capitalized.

I like to eat.



Ann and **I** went
to the park.



When **I** was born,
I had blue eyes.



Pronoun I

The I Search

Rule
5

Circle the sentences that have a capital **I**. Fix the sentences that do **not** have a capital **I**.


1. Joel and I are friends.
2. i can ride a horse.
3. I can draw a picture.
4. That is the game i like to play.
5. i like that monkey.
6. I will eat an apple.
7. Maria and I like that kitten.
8. i like the circus.



I Did It

Write a capital **I** in the blanks.

1. _____ went to the store.
2. Where did _____ put that toy?
3. _____ ate lunch with a friend.
4. _____ read ten pages in that book.
5. This is where _____ spilled the drink.
6. _____ named the fish Fred.
7. _____ bought a computer game.
8. _____ can draw a horse.



What I Like

Color the picture next to each sentence that has a capital **I**.

1. I like to play ball.



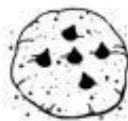
2. Sue and i like to read.



3. I have a pet bird.



4. May I have a cookie?



5. I can swim.



6. Am i pretty?



**Rule
6**

The names of people and pets
begin with capital letters.

Marcus

Amy

Samuel

Mr. **M**iller

Ms. **H**ill

Dr. **R**ose

Sparky

Fluff

Snowball



Proper Nouns

Copyrighted material

Name _____

Name Tags

Rule
6

The names of people begin with capital letters.

Fix the name tags.

Melissa

terry

oscar

Ruth

Ali

Yoshi

carl

Felipe

The Name Game

Write a name for each person. Begin each name with a capital letter.

1. a girl
2. a boy
3. a pet
4. a teacher
5. a friend
6. a neighbor
7. a person on television
8. a person in a book

Name That Person

Fill in the blanks with names. Begin each name with a capital letter.

1. _____ and _____ are my friends.
2. _____ is a fast runner.
3. I like to sit with _____.
4. _____ is tall.
5. _____ is wearing a blue shirt.
6. _____ has a pet named _____.
7. _____ and _____ like to read.
8. _____ is wearing running shoes.



**Rule
7**

The names of specific places begin with capital letters.

state	New York
street	Elm Street
city	Dallas
country	United States of America
park	Yellowstone National Park
school	Bayview Elementary



Proper Nouns

Copyrighted material

Circle the Names

Circle the words that are names of specific places.

1. park Central Park
2. Utah state
3. Miami city
4. The Great Mall mall
5. street Main Street
6. zoo Los Angeles Zoo
7. Disneyland amusement park
8. river Amazon River



Name _____

Name the Places

Answer the questions.

1. What is the name of your school?

2. What is the name of the state you live in?

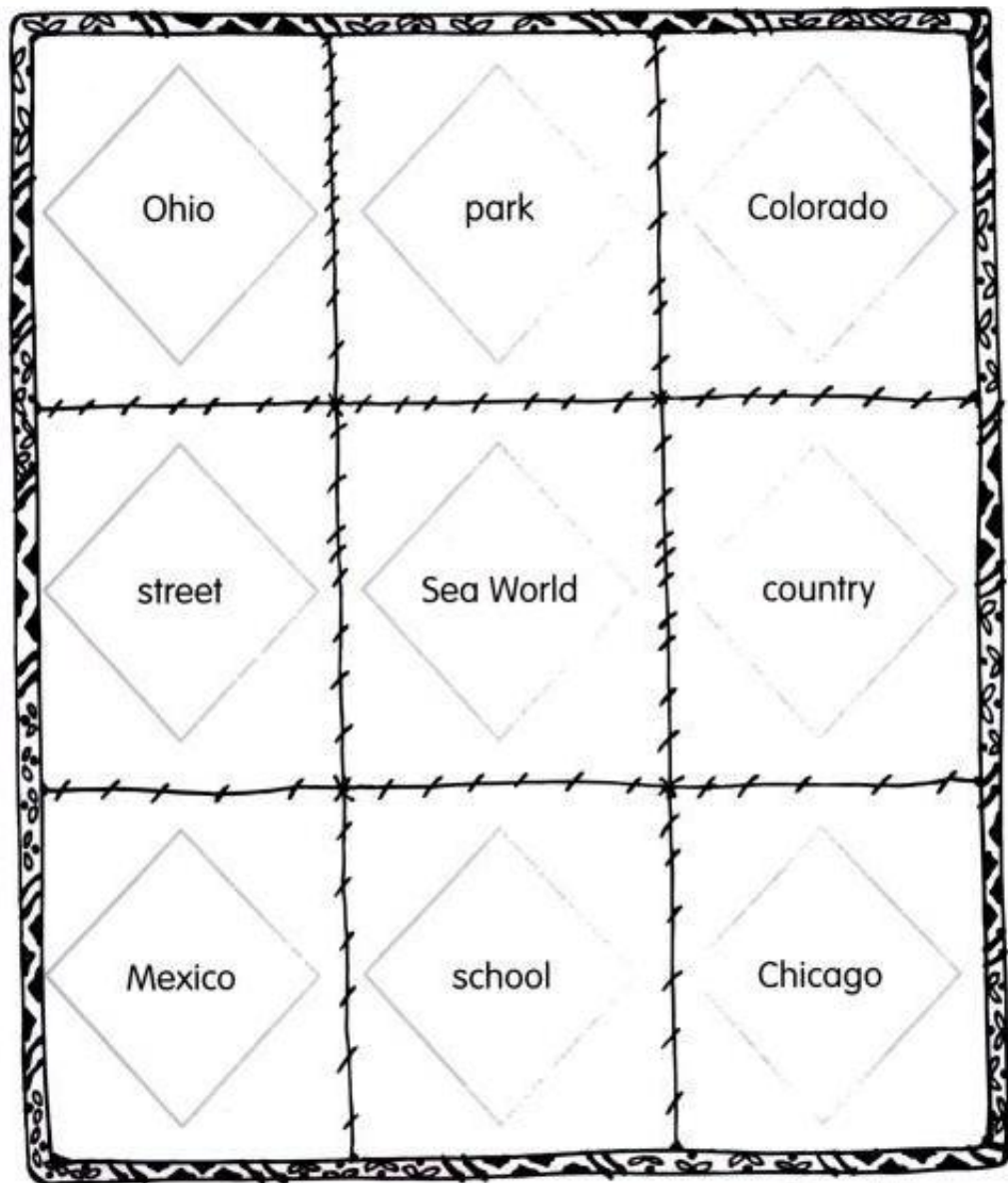
3. What city or town do you live in?

4. What is the name of the street you live on?



Special Places

Color the words that are the names of specific places.



**Rule
8**

The names of the days of the week begin with capital letters.

Sunday

Monday


Tuesday

Wednesday

Thursday

Friday

Saturday



Proper Nouns

Copyrighted material

Seven Days a Week

Circle the days of the week.

Fix the days of the week that do **not** begin with a capital letter.

1. sunday is the first day of the week.
2. Monday we go to school.
3. I will play in the park on thursday.
4. I watch television on Tuesday.
5. I have a soccer game on Saturday.
6. My friend can play on wednesday.
7. My birthday is on Friday.
8. I will return this book on monday.

November						
Sunday	Monday	Tuesday	Wednesday	Thursday	Friday	Saturday
1	2	3	4	5	6	7
8	9	10	11	12	13	14
15	16	17	18	19	20	21
22	23	24	25	26	27	28
29	30					

The Order of the Days

Write the days of the week in the correct order.

1. Sunday

2. _____


3. _____

4. _____

5. _____

6. _____

7. _____




Copyrighted material

What Day Is It?

Write a day of the week in each blank.

1. _____ starts with the letter W.
2. School is closed on _____ and _____.
3. The day after Thursday is _____.
4. _____ is the day before Tuesday.
5. _____ and _____ start with the letter T.



**Rule
9**

The names of the months
begin with capital letters.

January

July

February

August

March

September

April

October

May

November

June

December



Proper Nouns

Copyrighted material

Months of the Year

Circle the months of the year. Fix the months that do **not** begin with a capital letter.

1. A flower bloomed in May.
2. We will go on a trip in July.
3. I will visit my grandmother in april.
4. My favorite month is december.
5. The month of march has 31 days.
6. The first month of the year is January.
7. My school started in august.
8. My school will end in June.



Name _____

Months in Order

Rule
9

Write the months in order.

1. _____, February, _____
2. April, _____, June
3. _____, _____, September
4. October, _____, December



Copyrighted material

Month Facts

Write the name of a month in each blank.

1. My birthday is in the month of _____.
2. Mother's Day is in the month of _____.
3. Father's Day is in the month of _____.
4. The first month of the year is _____.
5. _____ is the last month of the year.
6. My favorite month is _____.
7. _____ is a month in the summer.
8. Thanksgiving is in the month of _____.



Rule 10

The names of holidays
begin with capital letters.

Thanksgiving

Independence **D**ay

Presidents' **D**ay

St. **P**atrick's **D**ay

Chinese **N**ew **Y**ear



Proper Nouns

Copyrighted material

Holidays

Circle the holidays. Draw a line under each capital letter.

1. We watch football games on New Year's Day.
2. Flag Day is in June.
3. I went to a party on Valentine's Day.
4. On Groundhog Day the sun was shining.
5. Our town has a parade on Memorial Day.
6. My class put on a play for Martin Luther King, Jr. Day.
7. On the Fourth of July we had a picnic.
8. School starts after Labor Day.



Holiday Letters

Fill in the missing capital letters.

1. ___olumbus ___ay
2. ___wanzaa
3. ___eterans ___ay
4. ___other's ___ay
5. ___arth ___ay
6. ___ather's ___ay
7. ___alloween
8. ___rbor ___ay



Columbus Day

Kwanzaa

Veterans Day

Mother's Day

Earth Day

Father's Day

Halloween

Arbor Day

Favorite Holidays

Write the name of the holiday that goes with each picture.

Thanksgiving

Halloween

Fourth of July

St. Patrick's Day

Easter

Valentine's Day

1.



2.



3.



4.



5.



6.



**Rule
11**

Some words name things.


The **turtle** is in its **shell**.



A **hen** laid an **egg**.



The **sun** is hot.
The **moon** is not hot.


**Nouns**

Name _____

Noun Search

Rule
11

Color each balloon that names something.



Find the Nouns

Circle the words that name something.

1. That is my pig.
2. Here is some ice cream.
3. Put the paper on the desk.
4. This is my pencil.
5. There is an apple in the bag.
6. The candy tasted good.
7. Put the flowers on the table.
8. These shoes are white.



Write the Nouns

Write words that name something.

1. Put the _____ in the yard.
2. What color is your _____?
3. I found a _____ on the sidewalk.
4. I like to play _____.
5. I like to eat _____.
6. There is a _____ in the box.
7. That _____ is pretty.
8. My favorite subject in school is _____.

**Rule
12**

Some words tell what is happening
or what already happened.



What is
happening:

Dan **rides** his bike to school.

I **write** with a pencil.



What already
happened:

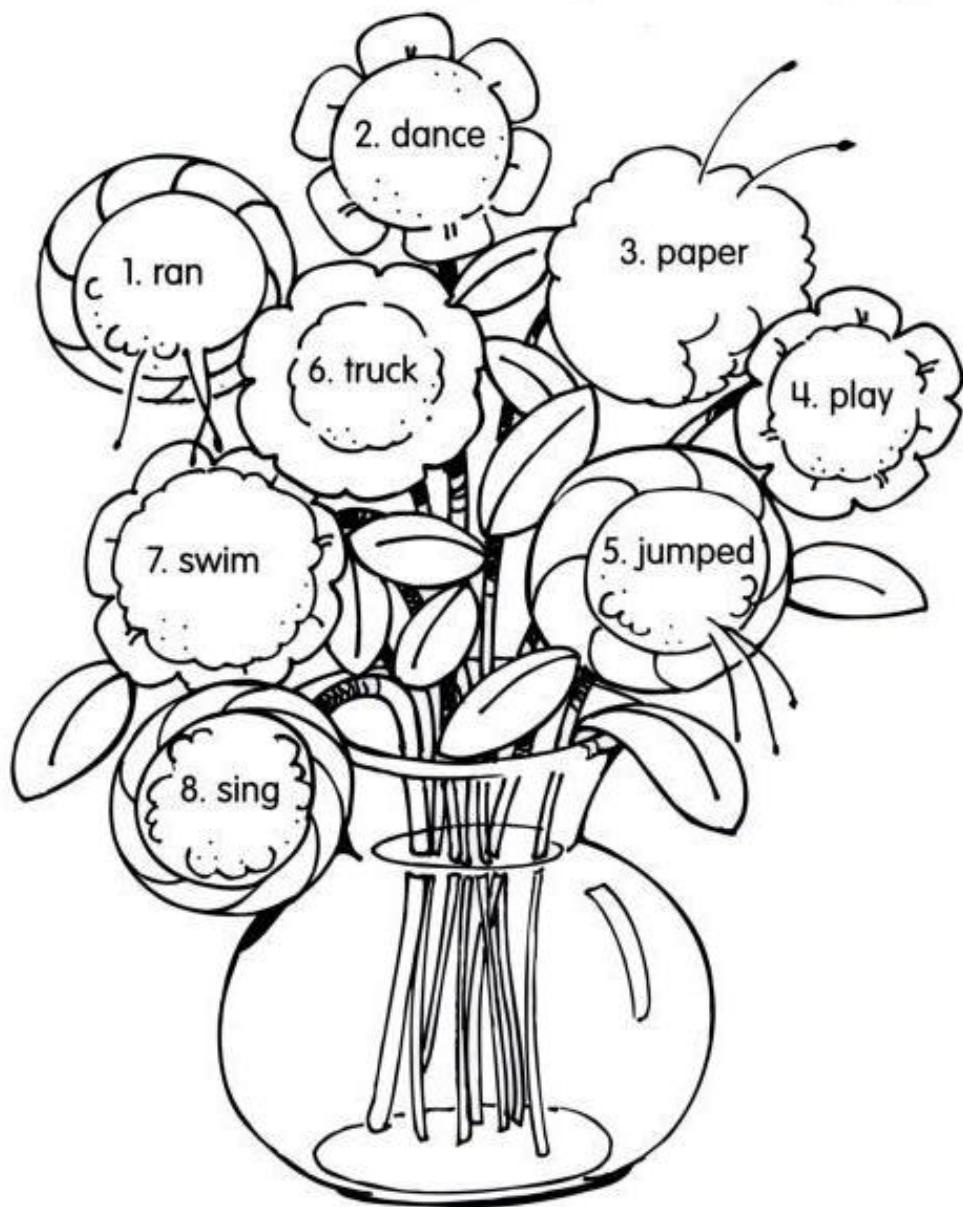
The dog **jumped** on the chair.

The baby **slept**.

Verbs

The Verb Hunt

Color the words that tell what is happening or what already happened.



Find the Verbs

Circle the words that tell what is happening or what already happened.

1. He walks to school.
2. Lisa ran up the hill.
3. Ben planted carrots.
4. The dog chased the cat.
5. She sang a song.
6. The bird sits in the nest.
7. He tells his teacher a story.
8. The baby sleeps in a crib.



Pick a Verb

Fill in the blanks.

barked drank swim ran rode hopped sat read

1. The dog _____.
2. The fish like to _____.
3. The mouse _____ around.
4. The students _____ in chairs.
5. I _____ a glass of water.
6. He _____ his bike.
7. She likes to _____ books.
8. The bunny _____ on the grass.

Rule 13

Some words take the place of names.
These words are called pronouns.

Ben goes to school.

He is in first grade.



Ann has a kitten.

She takes care of **it**.



Shannon and I are good friends.

We play games together.



Marcia and Carlos are dancers.

They take lessons on Saturday.



pronouns

Write the Pronouns

Write pronouns in the blanks for the underlined words.

them They it He She They

1. Cory can run fast.

_____ can run fast.

2. Jill and Meg went for a walk.

_____ went for a walk.

3. Ann has a bike.

_____ rides _____ to school.

4. Leo and I baked some cookies.

_____ will eat some of _____.

Which Pronoun?

Fill in the blanks.

I He She We They

1. _____ am going to the store.
2. _____ was the first girl to finish the race.
3. _____ were happy to finish the race.
4. _____ is taking a nap.
5. _____ are playing tag.
6. _____ am going camping.
7. _____ is going to the library.
8. _____ was the first boy in line.



Use a Pronoun

Rewrite the sentences using pronouns for the underlined words.


We He They She

1. Kay ate some cake.

2. Jim and Hugo went to the lake.

3. Bob has a red boat.

4. Alice and I like to run.



A contraction is a short way
to write two words.

can not

can't

is not

isn't

I have

I've

I am

I'm

it is

it's

that is

that's

we are

we're

she is

she's

they will

they'll

they are

they're

Contractions

Name _____

Make a Match

Rule
14

Match each contraction with the two words that were used to make it.

don't

can not

can't

let us

I'll

do not

wasn't

did not

it's

are not

didn't

I will

let's

was not

aren't

there is

there's

it is

The Missing Letters

Write the contraction.

1. she is = _____ , _____
2. that is = _____ , _____
3. have not = _____ , _____
4. we will = _____ , _____
5. you will = _____ , _____
6. is not = _____ , _____
7. I have = _____ , _____
8. they are = _____ , _____



What Two Words?

Write the words for each contraction.

1. didn't _____ and _____
2. don't _____ and _____
3. it's _____ and _____
4. I'll _____ and _____
5. couldn't _____ and _____
6. can't _____ and _____
7. he's _____ and _____
8. I'm _____ and _____

**Rule
15**

A contraction uses an apostrophe (').

don't

it's

I'll

let's

couldn't

he's

she'll

that's

**Contractions**


Copyrighted material

The Missing Apostrophe

Rule
15

Fill in the missing apostrophe.

1. cant
2. its
3. havent
4. Ill
5. Ive
6. hes
7. didnt
8. thats



Copyrighted material

Make Contractions

Write the contraction.

1. where is _____
2. what is _____
3. you have _____
4. we are _____
5. I would _____
6. you are _____
7. is not _____
8. I am _____

Contractions in Sentences

Rewrite the sentences using contractions for the underlined words.

1. She is flying a kite.

2. What is your name?

3. They are having fun.

4. Please do not run in the house.

5. He does not ride the bus.

**Rule
16**

Two words can sometimes be put together to make a new word.

These words are called compound words.

pan + cake = **pancake**



butter + fly = **butterfly**



base + ball = **baseball**




cow + boy = **cowboy**

**Compound Words**

Put It Together

Write each compound word.

1. foot + ball = _____
2. skate + board = _____
3. birth + day = _____
4. air + plane = _____
5. flash + light = _____
6. some + thing = _____
7. every + one = _____
8. dog + house = _____



Name _____

Make a Match

Rule
16

Match the words to make a compound word.

sun

fish

gold

father

pop

flower

grand

corn

sea

road

any

shell

rail

one



Copyrighted material

Name _____

Make a Word

Rule
16

Cut and paste to make compound words.

after

paste

side

paste

base

paste

over

paste

rain

paste

every

paste

noon

walk

ball

bow

night

thing

Copyrighted material

**Rule
17**

Use **I** when you are the person doing something.

Use **me** when something happens to you.

I went to the zoo.

Tommy went with **me**.

I wanted something to drink.

Mother gave **me** a glass of milk.

Jose and **I** play ball after school.

The coach hit balls to Jose and **me**.

Using I & Me

Use the Word **I**



Write five things that you have done. Be sure to use the word **I**.

1.

2.

3.

4.

5.

A Game

Fill in the blanks with **I** or **me**.

1. Coach asked _____ to take the first kick.
2. _____ kicked the ball down the field.
3. _____ passed the ball to Tom.
4. Tom passed the ball back to _____.
5. _____ scored a goal!
6. The coach was proud of _____.



My Dog

Fill in the blanks with **I** or **me**.

1. _____ take my dog for walks.
2. He chases _____.
3. _____ give him food.
4. He jumps on _____.
5. He licks _____ on the face.
6. _____ love it when he wags his tail.



Rule 18

Use **we** when you and other people do something.

Use **us** when something happens to you and other people.

We played jump rope at recess.

Tammy played with **us**.

We all yelled, "Surprise!"

The teacher gave **us** a big smile.

We make a mess when we cook.

Mother tells **us** to clean it up.

Name _____

Use the Word We

Rule
18

Write five things that you and your friends do every day. Use the word **we** to stand for you and your friends.

1.

2.

3.

4.

5.

We or Us?

Fill in the blanks with **we** or **us**.

1. _____ are going to the store.
2. You can go with _____.
3. This is what _____ will make.
4. You can make it with _____.
5. Would you please sing with _____?
6. _____ will sing the song again.
7. Our teacher wants _____ to line up.
8. _____ should line up quickly.

The Recess

Write the best word in the blank.

1. _____ have fun at recess.
We Us
2. _____ like to swing.
We Us
3. The older kids play with _____.
we us
4. _____ like to jump rope.
We Us
5. All of _____ can jump ten times in a row.
we us
6. _____ hope you will play with _____.
We Us we us



Rule 19

Use **they** when several people do something.

Use **them** when something happens to several people.

They made popcorn.

Tina gave some of the popcorn to **them**.

They went to the zoo.

We went with **them**.

Where did **they** go?

We will hurry to catch **them**.

They or Them?

Write the best word in the blank.

1. _____ are reading books.
They Them
2. I would like to read books with _____.
they them
3. My toes hurt. Please look at _____.
they them
4. This is where _____ get off the bus.
they them
5. _____ are playing on the swings.
They Them
6. I know _____ would like ice cream.
they them
7. I sit with _____ at lunchtime.
they them
8. Here are ten pennies. You can count _____.
they them

Toy Cars

Fill in the blanks with **they** or **them**.

1. I have many toy cars.

I play with _____ on Saturday.

2. My friends come over to play.

_____ like to play with my cars.

3. My cars are different colors.


_____ are blue, red, green, and yellow.

4. I like the red cars.

_____ look cool.

5. I gave some to my sister.

She likes _____, too.



Use They and Them

Write **they** or **them** in the blanks to answer the questions.

1. What do your fish do?

_____ can swim.

2. How many fish do you have?

I have two of _____.

3. What color are your fish?

_____ are gold.

4. Where do you keep your fish?

I keep _____ in a fishbowl.

5. When do you feed your fish?

I feed _____ every day.



Add **s** to most nouns
to name more than one.

one

more than one

cat

cats

dog

dogs

snake

snakes

shoe

shoes

book

books

train

trains







Plural Nouns

Name _____

How Many?

Rule
20

Label the pictures below. Tell how many and name the animals.



More Than One

Change the word to mean **more than one**.

1. There were two _____ in the hall.
student
2. I have two pet _____.
frog
3. There are ten _____ in the toy box.
car
4. Four _____ jumped into the pool.
girl
5. I have collected one hundred _____.
rock
6. Here are your _____.
book
7. I like to eat _____.
cookie
8. All the _____ made honey.
bee

Name _____

Find the Plurals

Color each kite that names more than one thing.



**Rule
22**

Use **is** with one and
are with more than one.

Jake **is** my friend.

Sam and Kim **are** friends.

The clock **is** ticking.

All the clocks **are** ticking.

Where **is** the pencil?

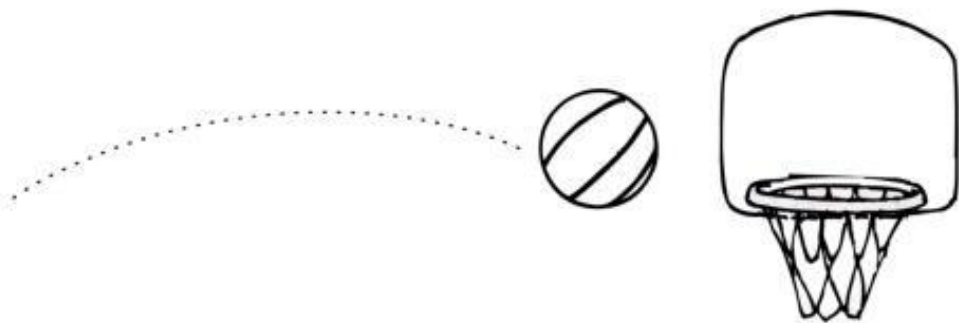
Where **are** the pencils?

Using **Is** & **Are**

Choose Is or Are

Fill in the blanks with **is** or **are**.

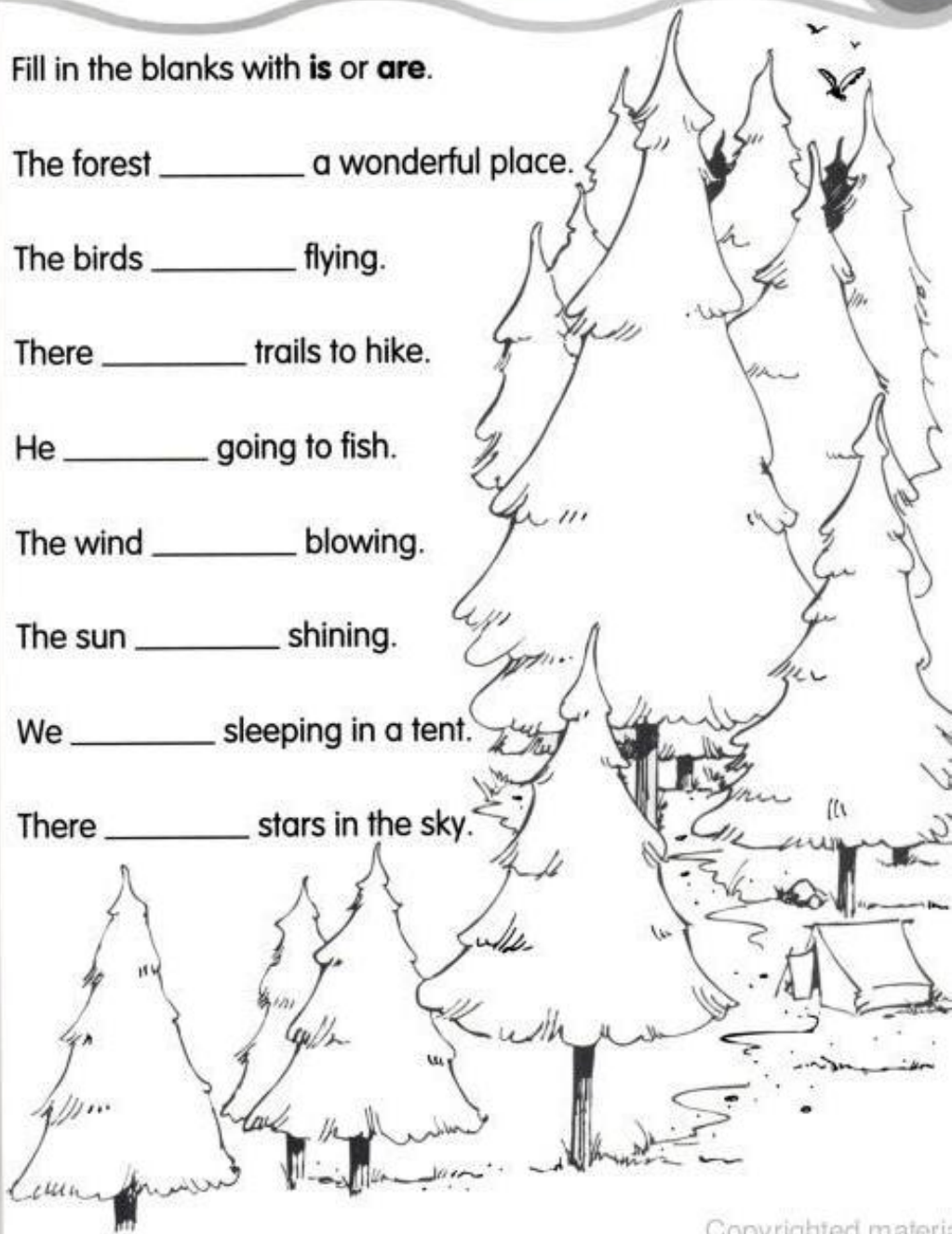
1. This _____ where my cat sleeps.
2. The cats _____ sleeping over there.
3. What _____ the students doing?
4. What _____ he doing?
5. These _____ your basketballs.
6. This _____ my basketball.
7. Where _____ he going?
8. Where _____ they going?



The Forest

Fill in the blanks with **is** or **are**.

1. The forest _____ a wonderful place.
2. The birds _____ flying.
3. There _____ trails to hike.
4. He _____ going to fish.
5. The wind _____ blowing.
6. The sun _____ shining.
7. We _____ sleeping in a tent.
8. There _____ stars in the sky.



Is or Are?

Write **is** or **are**.

1. There _____ a ball.
2. There _____ three red blocks.
3. There _____ a toy truck.
4. There _____ some crayons.
5. There _____ two books.
6. There _____ one key.
7. There _____ a picture.
8. There _____ four nickels.



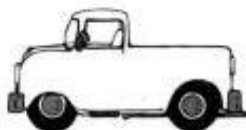
**Rule
23**

When something belongs to one person,
add **'s** to the name of the person.

Jenny's jacket



Dad's truck



Pablo's big dog



Cris's red wagon



possessives

Copyrighted material

Whose Is It?

Label who each thing belongs to. Be sure to use an 's.



Whose Pet?

Tell who each pet belongs to.

1. Jan owns a cat.

_____ cat

2. Robin owns a bird.

_____ bird

3. Lee owns a frog.

_____ frog

4. Jeb owns a fish.

_____ fish

5. Amy owns a rabbit.

_____ rabbit

6. Cathy owns a turtle.

_____ turtle



The Name Game

Write a name in each blank to show who owns what.

1. Please don't eat _____ apple!
2. Has anyone seen _____ pencil?
3. Here is _____ notebook.
4. Is this _____ book?
5. That is _____ favorite picture.
6. This is _____ room.
7. Which one is _____ house?
8. Those are _____ papers.

**Rule
24**

Some words add **ed** to tell that something has already happened.

jump**ed**play**ed**want**ed**wash**ed**rest**ed**talk**ed**

Angelo **kicked** the ball past the goalie.

Mother **helped** us with our homework.

We **listened** to Father read us a book.

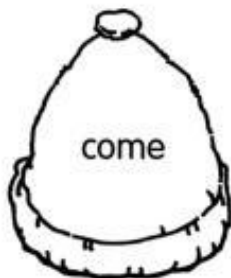


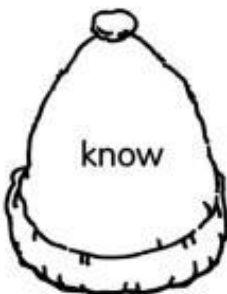
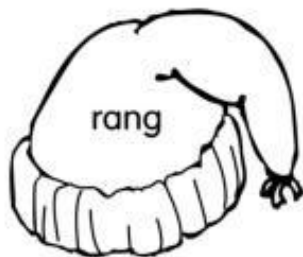


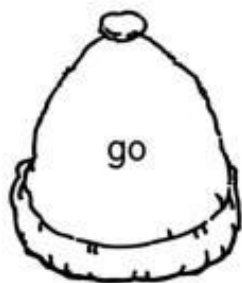
Past or Present?

Write the best word in the blank.

1. Yesterday the children _____ in the sand.
play played
2. Have you _____ the dog?
walk walked
3. I like to _____ the flowers.
pick picked
4. Have you _____ the math problem?
finish finished
5. She _____ the ball down the hill.
roll rolled
6. Did he _____ the pencils on his desk?
count counted
7. He _____ for his friend.
wait waited
8. He _____ the gum all day.
chew chewed

Hats

Color the words that tell that something has already happened.



Notes to the Teacher

Rule 1, page 3

It may be appropriate for your class to expand the definition of a sentence.

A sentence has two parts:

- It names something.
- It tells what is happening.

With this expanded definition, it may help to use Rules 11 (nouns) and 12 (verbs) immediately after Rule 1.

Grammar and Punctuation Review

Part A, Rules 1–10

Circle the letter for each correct answer.

- A1.** Which group of words is a sentence?
A The tall boy. **B** The boy sang.
- A2.** Which group of words should begin with a capital letter?
A my marker is red. **B** my red marker.
- A3.** Which sentence needs a period (.) at the end?
A What are you doing **B** He jumped over the puddle
- A4.** Which sentence needs a question mark (?) at the end?
A When are you going to see the movie
B The movie was about a pony
- A5.** Which word should be capitalized in this sentence?
Ben and i read a book together.
A **B**

Which words should begin with capital letters?

- A6.** **A** monkey **B** luis
- A7.** **A** mexico **B** city
- A8.** **A** day **B** friday
- A9.** **A** july **B** month
- A10.** **A** holiday **B** halloween

Grammar and Punctuation Review

Part C, Rules 19–25

Circle the letter for each correct answer.

C1. Which word should go in the blank?

Please take the cookies to _____.

A they **B** them

C2. Which word means more than one book?

A books **B** bookes

C3. Which word means more than one dish?

A dishes **B** dishes

Which word should go in each blank?

C4. The neighbors _____ planning a picnic.

A is **B** are

C5. Where did you put _____ name tag?

A Bob's **B** Bobs

C6. The boys _____ the carrots out of the ground.

A pull **B** pulled

C7. Who _____ all the brownies?

A ate **B** eat

Grammar and Punctuation

Student Record Sheet

Rule	Skill	Activity Pages			Review Questions		
		Circle when completed	Number	Correct	Not Correct		
1	Identify complete sentences.	4	5	6	A1		
2	Capitalize the first word in sentences.	8	9	10	A2		
3	End telling sentences with a period.	12	13	14	A3		
4	End asking sentences with a question mark.	16	17	18	A4		
5	Capitalize the word <i>I</i> .	20	21	22	A5		
6	Capitalize names of people and pets.	24	25	26	A6		
7	Capitalize names of specific places.	28	29	30	A7		
8	Capitalize names of the days of the week.	32	33	34	A8		
9	Capitalize names of the months.	36	37	38	A9		
10	Capitalize names of holidays.	40	41	42	A10		
11	Identify nouns.	44	45	46	B1		
12	Identify verbs.	48	49	50	B2		
13	Identify pronouns.	52	53	54	B3		
14	Form contractions from two words.	56	57	58	B4		
15	Place apostrophes in contractions.	60	61	62	B5		
16	Identify compound words.	64	65	66	B6		
17	Use the words <i>I</i> and <i>me</i> .	68	69	70	B7		
18	Use the words <i>we</i> and <i>us</i> .	72	73	74	B8		
19	Use the words <i>they</i> and <i>them</i> .	76	77	78	C1		
20	Add <i>s</i> to make a noun plural.	80	81	82	C2		
21	Add <i>es</i> to make a noun plural.	84	85	86	C3		
22	Use the words <i>is</i> and <i>are</i> .	88	89	90	C4		
23	Add an apostrophe and <i>s</i> to show possession.	92	93	94	C5		
24	Add <i>ed</i> to form past tense forms of verbs.	96	97	98	C6		
25	Identify irregular past tense forms of verbs.	100	101	102	C7		

Answer Key

Page 4

Items 1, 4, 5, and 7 should be circled.

Page 5

1. Mark fed his dog.
2. The dog chewed on a bone.
3. Ten students got on the bus.
4. Abby likes to read.
5. Everyone went outside to play.
6. Fred's frog jumped.

Page 6

Items 3, 4, 5, 6, and 8 should be colored.

Page 8

Items 1, 4, 5, 7, and 8 should be circled.
Items 2, 3, and 6 should be corrected.

Page 9

1. Her
3. The
5. Look
6. He
8. We

Page 10

1. yes
2. no
3. yes
4. yes
5. no
6. no
7. yes
8. no

Page 12

Items 1, 3, and 6 should have periods and be colored.

Page 13

1. Eric plays soccer.
2. I went to the zoo.
3. Sam planted sunflowers.
4. They can jump rope.

Page 14

1. He walked to school.

Page 14 (continued)

2. My dog eats a bone.
3. They like to play ball.
4. My friend's name is Sara.
5. She can ride a bike.
6. The clouds are in the sky.
7. My bike has two wheels.
8. Look at that pretty flower.

Page 16

- | | | |
|------|------|------|
| 1. ? | 4. ? | 7. ? |
| 2. . | 5. ? | 8. . |
| 3. . | 6. ? | |

Page 17

Asking Sentences

Do you have a pet mouse?

Would you like to play?

Is your name Mike?

Telling Sentences

I have a pet mouse.

We can play a game.

Your name is Mike.

Page 18

Items 1, 3, and 4 should end with a question mark. Statements will vary, but should respond to the question and end with a period.

Page 20

Items 1, 3, 6, and 7 should be circled.
Items 2, 4, 5, and 8 should be corrected with a capital I.

Page 21

Items 1 through 8 should have a capital I written in the blank.

Page 22

Items 1, 3, 4, and 5 should be colored.

Page 24

The following names should be capitalized: Terry, Oscar, Carl

Page 25

Names will vary, but should begin with capital letters.

Page 26

Names will vary, but should begin with capital letters.

Page 28

- | | |
|-----------------|-------------------|
| 1. Central Park | 4. The Great Mall |
| 2. Utah | 5. Main Street |
| 3. Miami | |

Page 29

Proper nouns will vary, but should begin with capital letters.

Page 30

The following words should be colored: Ohio, Colorado, Sea World, Mexico, Chicago

Page 32

In each sentence, the day of the week should be circled and capitalized.

Page 33

1. Sunday
2. Monday
3. Tuesday
4. Wednesday
5. Thursday
6. Friday
7. Saturday

Page 34

1. Wednesday
2. Saturday, Sunday
3. Friday
4. Monday
5. Tuesday, Thursday

Page 36

In each sentence, the month should be circled and capitalized.

Page 37

1. January, March
2. May
3. July, August
4. November

Page 38

1. Month will vary, but should begin with a capital letter.
2. May
3. June
4. January
5. December
6. Month will vary, but should begin with a capital letter.
7. June, July, or August
8. November

Page 40

These holidays should be circled and the capital letters underlined:

1. New Year's Day
2. Flag Day
3. Valentine's Day
4. Groundhog Day
5. Memorial Day
6. Martin Luther King, Jr. Day
7. Fourth of July
8. Labor Day

Page 41

1. Columbus Day
2. Kwanzaa
3. Veterans Day
4. Mother's Day
5. Earth Day
6. Father's Day
7. Halloween
8. Arbor Day

Page 42

1. Thanksgiving
2. Valentine's Day
3. St. Patrick's Day
4. Easter
5. Independence Day or Fourth of July
6. Halloween

Page 44

The following balloons should be colored: book, table, frog, dime, banana

Page 45

1. pig
2. ice cream

Page 45 (continued)

3. paper, desk
4. pencil
5. apple, bag
6. candy
7. flowers, table
8. shoes

Page 46

Nouns will vary, but should correctly complete the sentences.

Page 48

Items 1, 2, 4, 5, 7, and 8 should be colored.

Page 49

1. walks
2. ran
3. planted
4. chased
5. sang
6. sits
7. tells
8. sleeps

Page 50

1. barked
2. swim
3. ran
4. sat
5. drank
6. rode
7. read
8. hopped

Page 52

1. He
2. They
3. She, it
4. We, them

Page 53

1. I
2. She or I
3. We or They
4. He or She
5. We or They
6. I
7. He or She

Page 53 (continued)

8. He or I

Page 54

1. She ate some cake.
2. They went to the lake.
3. He has a red boat.
4. We like to run.

Page 56

- | | |
|---------|----------|
| don't | can not |
| can't | let us |
| I'll | do not |
| wasn't | did not |
| it's | are not |
| didn't | I will |
| let's | was not |
| aren't | there is |
| there's | it is |

Page 57

1. she's
2. that's
3. haven't
4. we'll
5. you'll
6. isn't
7. I've
8. they're

Page 58

1. did not
2. do not
3. it is
4. I will
5. could not
6. can not
7. he is
8. I am

Page 60

1. can't
2. it's
3. haven't
4. I'll
5. I've
6. he's
7. didn't
8. that's

Page 61

1. where's
2. what's
3. you've
4. we're
5. I'd
6. you're
7. isn't
8. I'm

Page 62

1. She's flying a kite.
2. What's your name?
3. They're having fun.
4. Please don't run in the house.
5. He doesn't ride the bus.

Page 64

- | | |
|---------------|---------------|
| 1. football | 5. flashlight |
| 2. skateboard | 6. something |
| 3. birthday | 7. everyone |
| 4. airplane | 8. doghouse |

Page 65

- | | |
|-------|--------|
| sun | fish |
| gold | father |
| pop | flower |
| grand | corn |
| sea | road |
| any | shell |
| rail | one |

Page 66

- | | |
|--------------|---------------|
| 1. afternoon | 4. sidewalk |
| 2. baseball | 5. overnight |
| 3. rainbow | 6. everything |

Page 68

Answers will vary, but should include the word *I*.

Page 69

- | | |
|-------|-------|
| 1. me | 4. me |
| 2. I | 5. I |
| 3. I | 6. me |

Page 70

- | | |
|-------|-------|
| 1. I | 4. me |
| 2. me | 5. me |
| 3. I | 6. I |

Page 72

Answers will vary, but should include the word *we*.

Page 73

1. We
2. us
3. we
4. us
5. us
6. We
7. us
8. We

Page 74

1. We
2. We
3. us
4. We
5. us
6. We, us

Page 76

1. They
2. them
3. them
4. they
5. They
6. they
7. them
8. them

Page 77

1. them
2. They
3. They
4. They
5. them

Page 78

1. They
2. them
3. They
4. them
5. them

Page 80

- | | |
|---------|---------|
| 2 cats | 4 dogs |
| 3 bears | 5 birds |

Page 81

1. students
2. frogs
3. cars
4. girls
5. rocks
6. books
7. cookies
8. bees

Page 82

The following kites should be colored: cars, rugs, dolls, flags, desks

Page 84

- | | |
|-------------|----------|
| socks | combs |
| shirts | brushes |
| hats | boots |
| lunch boxes | dressers |

Page 85

1. dishes
2. radishes
3. coaches
4. boxes
5. foxes
6. benches
7. bushes
8. inches

Page 86

1. axes
2. foxes
3. wishes
4. churches
5. branches
6. dresses
7. buses
8. kisses
9. peaches

Page 88

1. is
2. are
3. are
4. is
5. are
6. is
7. is
8. are

Page 89

1. is
2. are
3. are
4. is
5. is
6. is
7. are
8. are

Page 90

1. is
2. are
3. is
4. are
5. are
6. is
7. is
8. are

Page 92

Fido's	Ted's
Rob's	Lilly's

Page 93

1. Jan's cat
2. Robin's bird
3. Lee's frog
4. Jeb's fish
5. Amy's rabbit
6. Cathy's turtle

Page 94

Names will vary, but should end with an 's'.

Page 96

1. played
2. walked
3. pick
4. finished
5. rolled
6. count
7. waited
8. chewed

Page 97

The following words/lily pads should be colored: jumped, wanted, started, played

Page 98

1. jumped
2. asked
3. wanted
4. turned
5. listened
6. started
7. crawled
8. looked

Page 100

1. did
2. gave
3. hid
4. rang
5. drew
6. saw
7. fell
8. ran

Page 101**is happening:**

- begin
- take
- ride
- feed

has already happened:

- began
- took
- rode
- fed

Page 102

The following words/hats should be colored: went, rang, came, knew

Grammar and Punctuation Review**Part A**

- A1. B
- A2. A
- A3. B
- A4. A
- A5. A
- A6. B
- A7. A
- A8. B
- A9. A
- A10. B

Part B

- B1. B
- B2. A
- B3. B
- B4. B
- B5. B
- B6. A
- B7. A
- B8. B

Part C

- C1. B
- C2. A
- C3. B
- C4. B
- C5. A
- C6. B
- C7. A

About the Authors

Sharman Wurst has taught for 20 years—two years in a small town in Nebraska and the remainder for School District 6 in Greeley, CO. She has taught a variety of grade levels and is currently teaching second grade at Christa McAuliffe Elementary School. Sharman was a 1992 recipient of the Peak Performance Award for Outstanding Teacher. She has a M.A. in elementary education and has worked on educational projects at the building, local, and state levels.

Doug Wurst has taught for 26 years—three years in a small town in Nebraska and the remainder for the University of Northern Colorado Laboratory School. He has taught K–12 music and in the regular elementary classroom—the past four years in a grade 3–4 multiaged classroom. Doug regularly presents at the Colorado Council of the International Reading Association Convention and at the Colorado Symposium on Deafness, Language, and Learning. He has been a consultant to several Colorado schools and is a frequent contributor to educational publications.

CD-ROM titles from Evan-Moor

Grammar & Punctuation

This series provides for the sequential development of grammar and punctuation skills. Each volume of *Grammar & Punctuation* presents 25 rule charts, each followed by three activity sheets for practicing the rule. Each book includes a CD-ROM with the rule charts, presented in full-color in an interactive format. The CD also includes a printable PDF of the book, a comprehensive review presented in a test format, a student record sheet, and a reproducible student rule book. Answer key included. 112 pp.

Grade 1 **EMC 2711** Grade 4 **EMC 2714**
Grade 2 **EMC 2712** Grade 5 **EMC 2715**
Grade 3 **EMC 2713** Grade 6 **EMC 2716**

CLUES to Comprehension

Using a motivating riddle format, this series presents lessons that help students

- use visual and text clues
- formulate and revise hypotheses
- draw conclusions and use critical thinking
- process information by creating and interpreting graphic organizers
- respond to writing prompts


Every lesson practices strategic approaches to item formats frequently encountered on standardized language tests. Each book includes a CD-ROM that presents the riddle charts in full-color in an interactive manner. The CD also includes a printable PDF of the book. 144 pp.

Grades 1–2 **EMC 2720**
Grades 3–4 **EMC 2721**
Grades 5–6 **EMC 2722**

Thinking Skills

The *Thinking Skills* series presents lessons to strengthen critical-, logical- and creative-thinking skills. Each of the 44 lessons is comprised of step-by-step teacher directions, a chart that poses the thinking challenge, and a reproducible practice page. Each book includes a CD-ROM that presents the charts in full-color in an interactive manner. You can enter brainstorming responses, drag and drop objects into a Venn diagram, and solve the matrix puzzles on your computer screen. The CD also includes a printable PDF of the book. 144 pp.

Grades 1–2 **EMC 5301**
Grades 3–4 **EMC 5302**
Grades 5–6 **EMC 5303**



EMC 2711
Evan-Moor
EDUCATIONAL PUBLISHERS

